
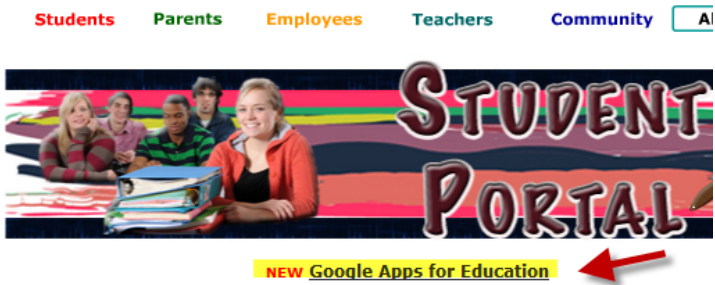

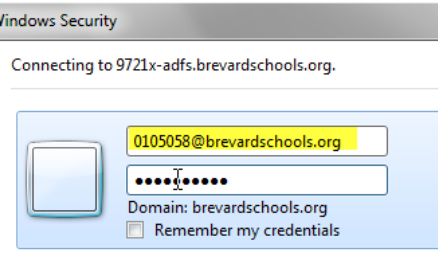
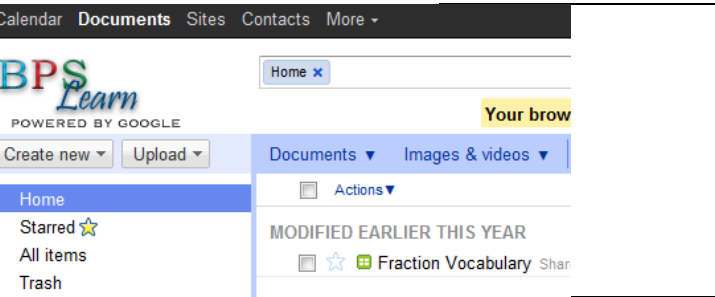



<p>Go to the BPS Student Portal Page and CLICK  on Google Apps for Education.</p>	
<p>CLICK  the link to go to the Learn Domain.</p>	<p><b>Learn Domain - LOG-IN to your Brevard Google account-</b>  <i>-Use the same login and password you use to get into your computer</i></p> <p><b>Who should use the Learn Domain?</b>  <i>-All Elementary Students</i>  <i>-Elementary Teachers who want to share with their students</i></p>
<p>In the User ID field, enter your BPS Student ID Number@brevardschools.org (e.g. 0105058@brevardschools.org). You will use your normal password to access Google Apps. (The password you use for logging into your school computers.)</p>	
<p>After a successful login, you will find yourself in the main document directory. You will have options to filter the contents in a number of different ways.</p>	
<p>To add new content, CLICK  the CREATE NEW dropdown menu and choose the appropriate format from the list of available options.</p>	